

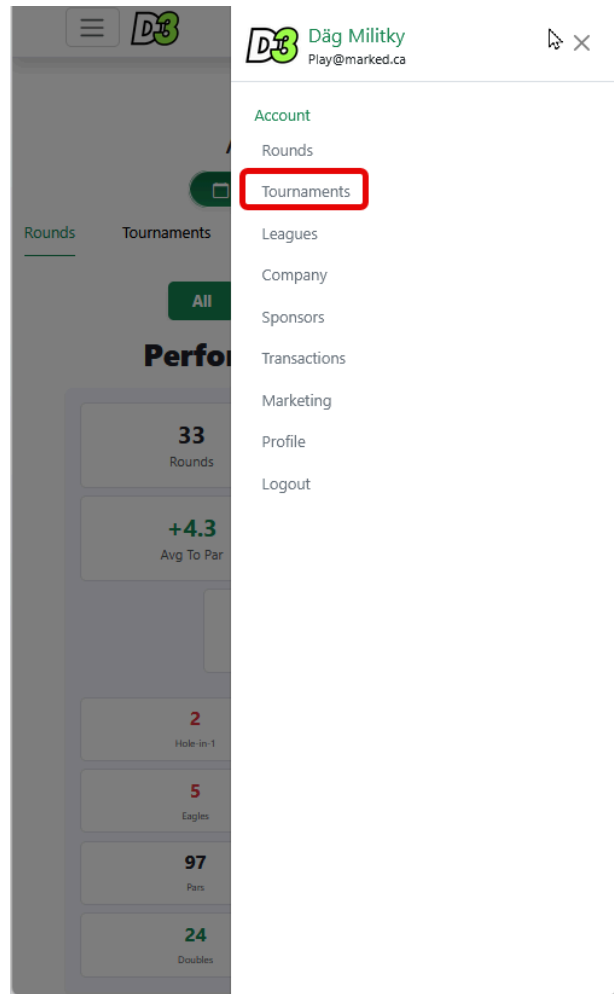
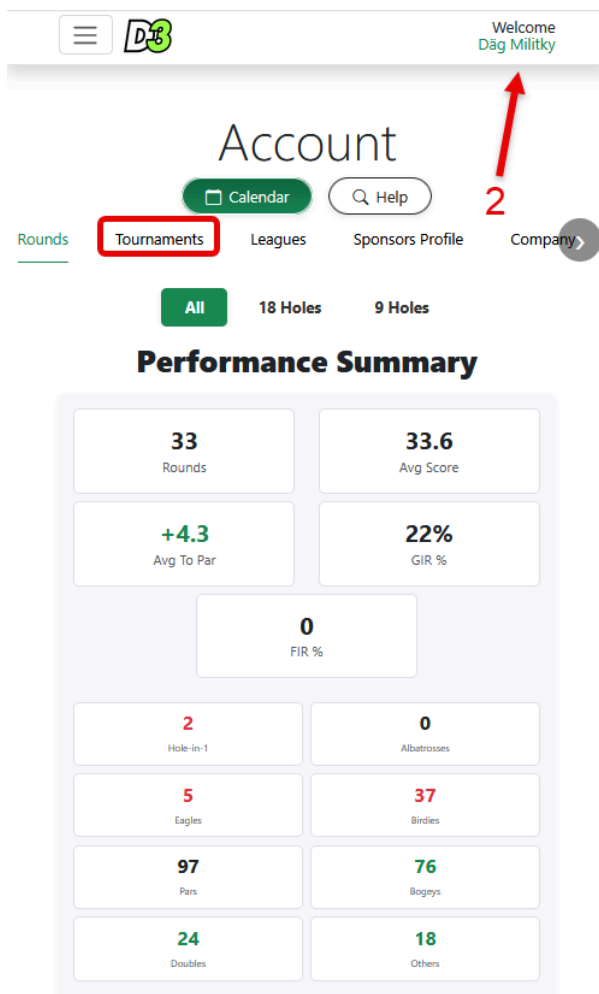


Welcome to your Players Guide!

Step 1: Log in to Dash3 & Find Your Tournament

You can access the Tournament section in two ways:

1. From the main dashboard after logging into Dash3.
2. From the menu in the top-right corner of the screen.

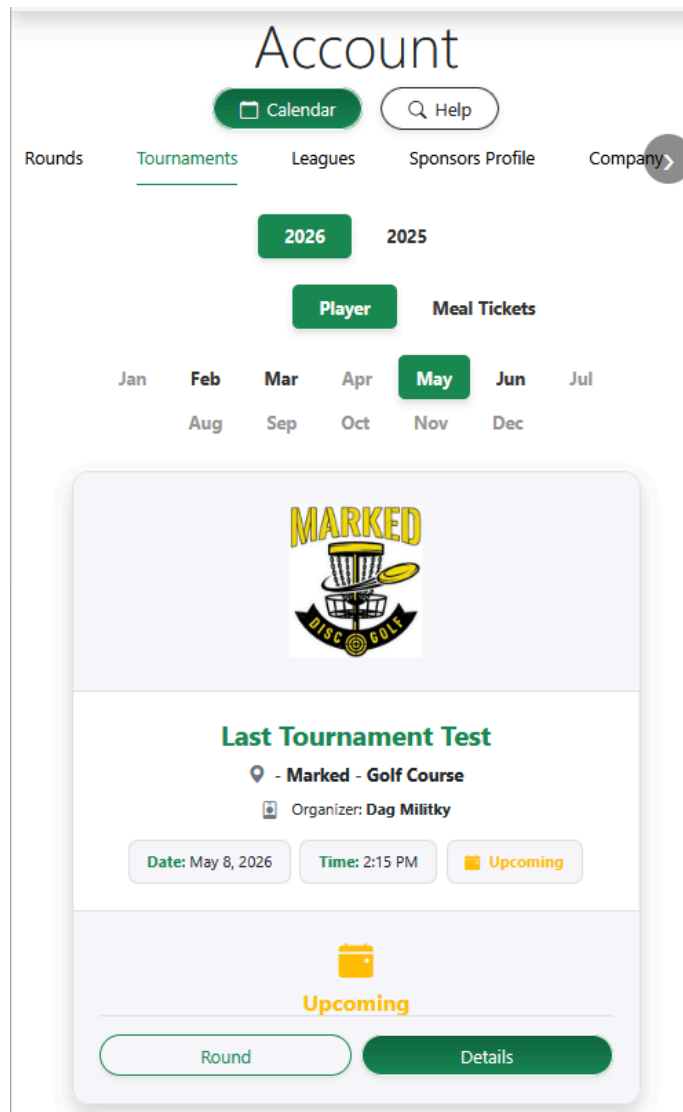


Step 2: Find Your Tournament

Once you are in the Tournament section, find the tournament you are looking for.

You will see two buttons beside the tournament:

1. **Round**, Clicking Round will take you to the tournament information area for your upcoming round.
2. **Details**, Clicking Details will take you to the public tournament page, where you can view the tournament information that is visible to players and guests.





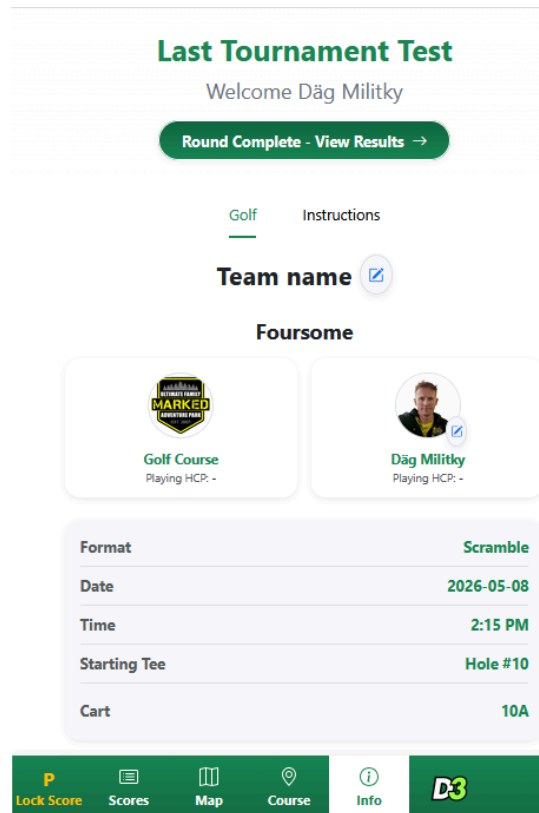
Step 3: Tournament Round Details

The first section that loads is your **Info Section**, which gives you important information about your upcoming round.

On this screen, you can view details such as:

- **Team Name**, The name of your assigned team, you can change this here.
- **Foursome**, The players who are grouped with you for the round.
- **Format**, The tournament format being played, such as Scramble.
- **Date**, The scheduled date of the tournament.
- **Time**, Your assigned start time or tee time.
- **Starting Tee**, The hole your group will begin on.
- **Cart Assigned**, Your assigned cart number, if carts have been assigned.

Players should review this information before the round starts to make sure their team, starting hole, tee time, and cart assignment are correct.



Gameplay and Contest Details







On the same page, if you scroll down, you will see the **Gameplay** and **Contests** sections.

The **Gameplay** section gives you a quick overview of how the round is set up, including the start type, scoring format, number of holes, number of golfers, and tee assignments.





Below that, the **Contests** section shows any contest holes that have been added to the tournament, such as Long Drive or Closest to the Pin for men and women.

Players should review this section before starting their round so they know the format, tee assignments, and which holes include tournament contests.

Gameplay


 Start Shotgun	 Scoring Scramble
 Duration 18 Holes	 Golfers 5
 Men's Tees Red	 Women's Tees Red

Contests

 Men's Long Drive Hole #4	 Women's Long Drive Hole #2
 Men's Closest Pin Hole #6	 Women's Closest Pin Hole #12

Step 4: Instructions Tab

At the top of the round screen, you can switch from the Golf tab to the **Instructions** tab.



The Instructions tab provides key information about your tournament that may not appear on the main round details screen. This can include important notes from the organizer, event details, directions, parking information, check-in times, meal information, sponsor details, raffles, draws, or other tournament-specific instructions.

Players should review this section before arriving at the tournament so they know where to go, when to check in, what is included, and if there are any special instructions for the event.

